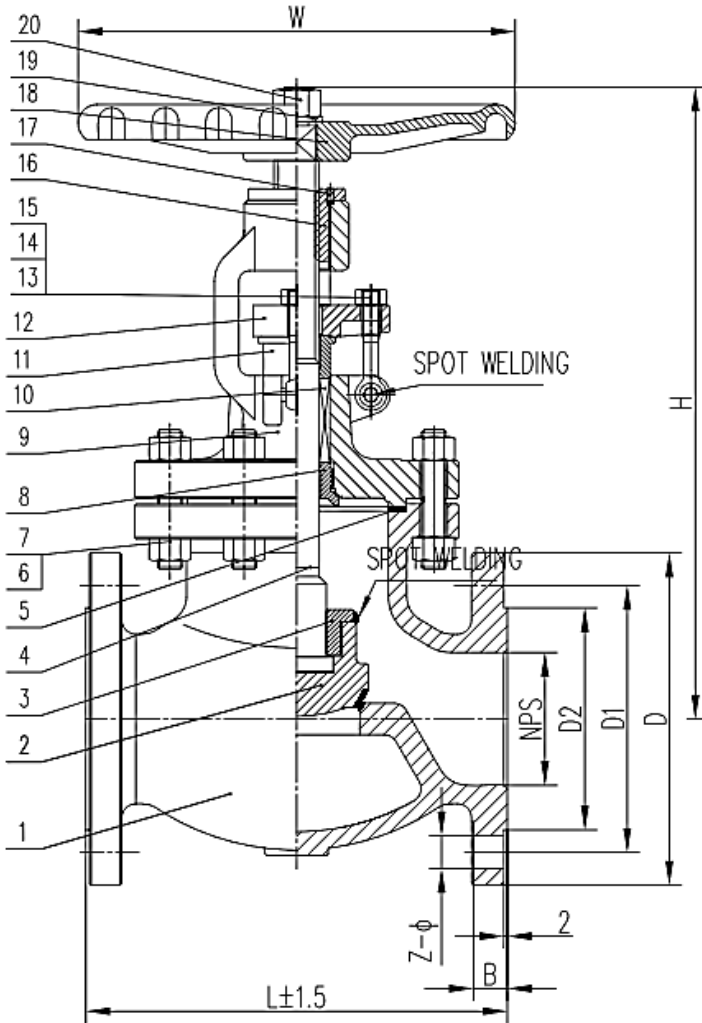


GLOBE VALVE TYPE GV 2%_{oo}- 12%_{oo} CLASS150

Class 150: 2" - 8"

Dimensions /mm/



Size	L	D	D1	D2
2"	203	150	120,7	92
3"	241	190	152,4	127
4"	292	230	190,5	157
6"	406	280	241,3	216
8"	495	345	298,5	270

Size	B	H	W	Z - φ
2% _{oo}	16,3	308	200	4 - Ø19
3% _{oo}	19,5	362	250	4 - Ø19
4% _{oo}	24,3	417	280	4 - Ø19
6% _{oo}	25,9	514	350	8 - Ø22
8% _{oo}	29	603	450	8 - Ø22

Components

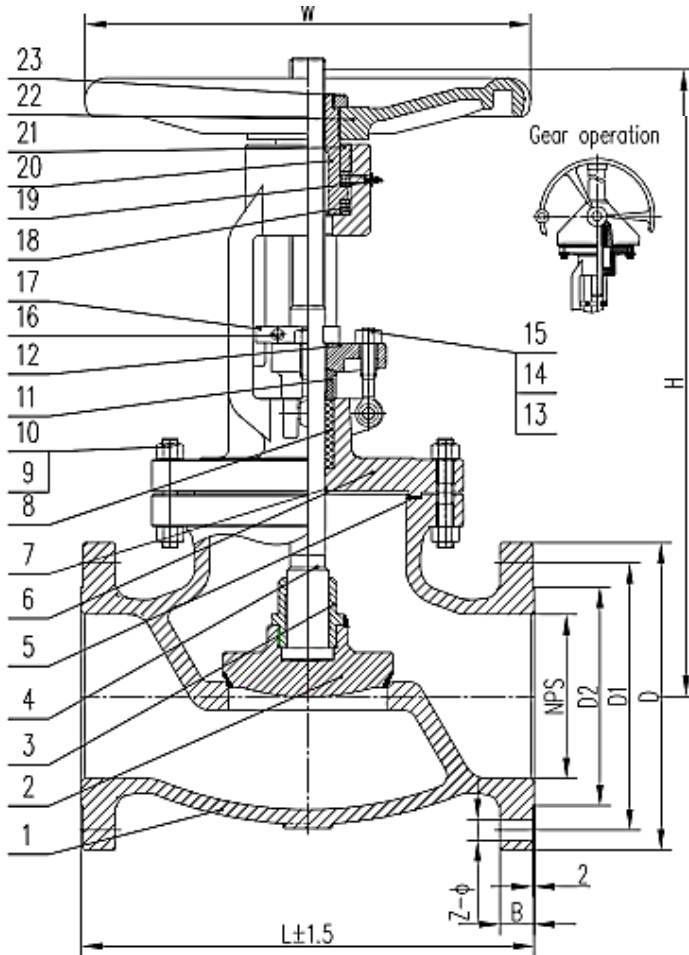
No.	Part	Material
1	Body	ASTM A216 WCB+13CR / ASTM A351 CF8
2	Disc	ASTM A105+13CR / ASTM A182 F304
3	Disc Cover	C.S / ASTM A182 F304
4	Stem	ASTM A182 F6A / ASTM A182 F304
5	Gasket	SS304+GRAPHITE
6	Nut	ASTM A194 2H / ASTM A194 8
7	Stud	ASTM A193 B7 / ASTM A193 B8
8	Back Seat	ASTM A182 F6 / ASTM A351 CF8
9	Bonnet	ASTM A216 WCB / ASTM A351 CF8
10	Packing	GRAPHITE

No.	Part	Material
11	Gland	ASTM A182 F6 / ASTM A182 F304
12	Gland Flange	ASTM A216 WCB / ASTM A351 CF8
13	Eye Nut	ASTM A194 2H / ASTM A194 8
14	Eye Stud	ASTM A193 B7 / ASTM A193 B8
15	Pin	C.S / SS
16	Stem Nut	COPPER ALLOY
17	Locating screw	ASTM A193 B7
18	Handwheel	KT330-8
19	Plain Washer	C.S
20	Nut	ASTM A194 2H

GLOBE VALVE TYPE GV 2%₀₀ 12%₀₀ CLASS 150

Class 150: 10" ě 12"

Dimensions /mm/



Size	L	D	D1	D2
10"	622	405	362	324
12"	698	485	431,8	381

Size	B	H	W	Z - φ
10"	30,6	500	791	12-Ø25,4
12"	32,2	550	925	12-Ø25,4

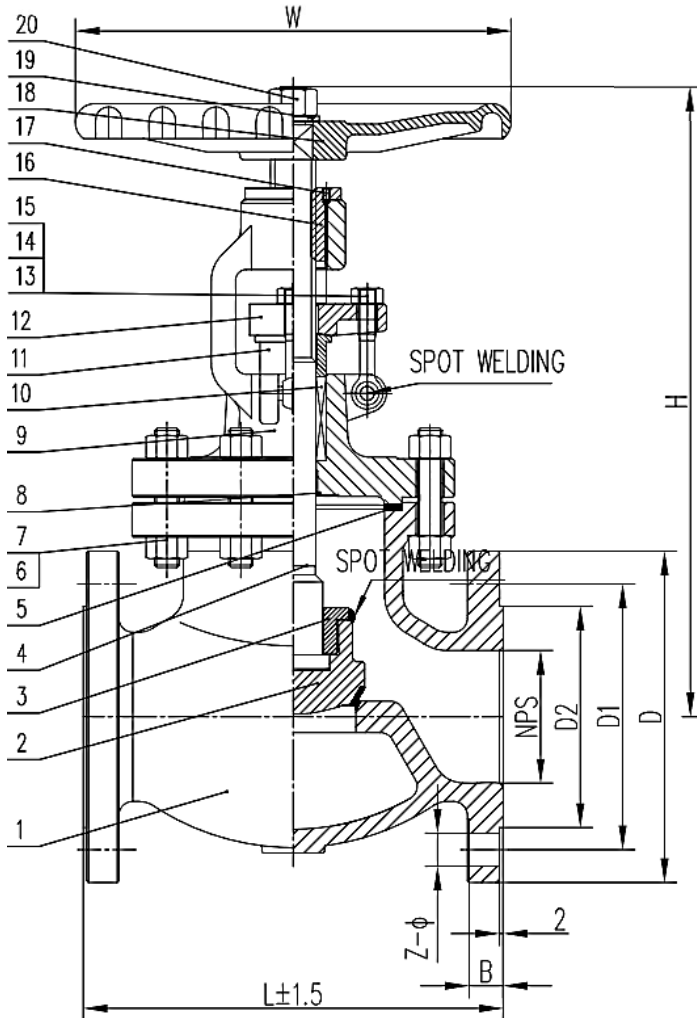
Components

No.	Part	Material
1	Body	ASTM A351 CF8+STL / ASTM A216 WCB + 13Cr
2	Disc	ASTM A182 F304 + STL / ASTM A105 + 13Cr
3	Disc cover	ASTM A182 F304 / C.S.
4	Stem	ASTM A182 F304 / ASTM A182 F6a
5	Gasket	SS304 + GRAPHITE
6	Bonnet	ASTM A351 CF8 / ASTM A216 WCB
7	Back seat	ASTM A351 CF8 / 13Cr
8	Packing	GRAPHITE
9	Nut	ASTM A194 8 / ASTM A194 2H
10	Stud	ASTM A193 B8 / ASTM A193 B7

No.	Part	Material
11	Gland	ASTM A182 F304 / ASTM A182 F6
12	Gland flange	ASTM A351 CF8 / ASTM A216 WCB
13	Eye nut	ASTM A194 8 / ASTM A194 2H
14	Eye stud	ASTM A193 B8 / ASTM A193 B7
15	Pin	S.S / C.S
16	Socket head cop screw	ASTM A193 B7
17	Stem guide collar	C.S
18	Thrust bearing	BEARING ALLOY
19	Oil filter	COPPER ALLOY
20	Stem nut	COPPER ALLOY
21	Gland nut	C.S
22	Handwheel	KT330-8
23	Lock nut	C.S

GLOBE VALVE TYPE GV 2%₀₀- 12%₀₀ CLASS 300

Class 300: 2" Ě 6"



Dimensions /mm/

Size	L	D	D1	D2
2"	267	165	127	92
3"	318	210	168,3	127

Size	B	H	W	Z - φ
2"	22,7	330	200	8-φ19
3"	29	410	280	8-φ22

Size	L	D	D1	D2
4"	356	255	200	157
6"	445	320	369,9	216

Size	B	H	W	Z - φ
4"	32,2	466	300	8-φ22
6"	37	570	400	12-φ22

Components

No.	Part	Material
1	Body	ASTM A216 WCB+13CR / ASTM A351 CF8
2	Disc	ASTM A105+13CR / ASTM A182 F304
3	Disc Cover	C.S / ASTM A182 F304
4	Stem	ASTM A182 F6A / ASTM A182 F304
5	Gasket	SS304+GRAPHITE
6	Nut	ASTM A194 2H / ASTM A194 8
7	Stud	ASTM A193 B7 / ASTM A193 B8
8	Back Seat	ASTM A182 F6 / ASTM A351 CF8
9	Bonnet	ASTM A216 WCB / ASTM A351 CF8
10	Packing	GRAPHITE

No.	Part	Material
11	Gland	ASTM A182 F304 / ASTM A182 F6
12	Gland flange	ASTM A351 CF8 / ASTM A216 WCB
13	Eye nut	ASTM A194 8 / ASTM A194 2H
14	Eye stud	ASTM A193 B8 / ASTM A193 B7
15	Pin	S.S / C.S
16	Stem nut	COOPER ALLOY
17	Locating crew	ASTM A193 B7
18	Handwheel	KT330-8
19	Plain washer	C.S
20	Nut	ASTM A194 2H

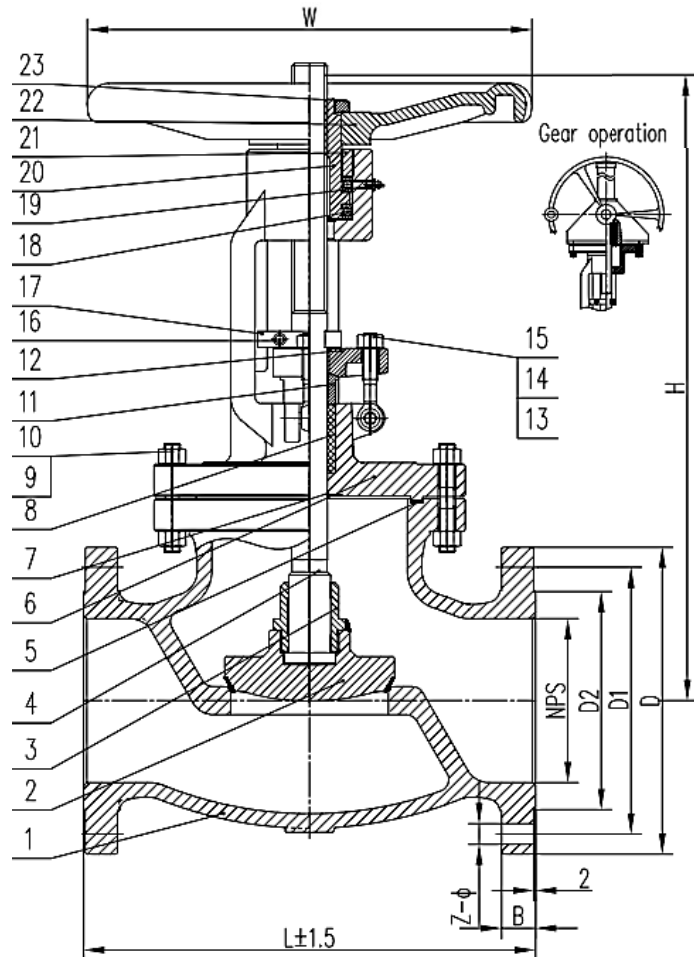
GLOBE VALVE

TYPE GV

2%_{oo}- 12%_{oo}

CLASS 300

Class 300: 8" Ě 12"



Dimensions /mm/

Size	L	D	D1	D2
8"	559	380	330,2	270
10"	622	445	387,4	324
12"	711	520	450,8	381

Size	B	H	W	Z - φ
8"	41,7	550	791	12-25,4
10"	48,1	460	791	12-25,4
12"	51,3	530	925	12-25,4

Components

No.	Part	Material
1	Body	ASTM A351 CF8+STL / ASTM A216 WCB + 13Cr
2	Disc	ASTM A182 F304 + STL / ASTM A105 + 13Cr
3	Disc cover	ASTM A182 F304 / C.S.
4	Stem	ASTM A182 F304 / ASTM A182 F6a
5	Gasket	SS304 + GRAPHITE
6	Bonnet	ASTM A351 CF8 / ASTM A216 WCB
7	Back seat	ASTM A351 CF8 / 13Cr
8	Packing	GRAPHITE
9	Nut	ASTM A194 8 / ASTM A194 2H
10	Stud	ASTM A193 B8 / ASTM A193 B7

No.	Part	Material
11	Gland	ASTM A182 F304 / ASTM A182 F6
12	Gland flange	ASTM A351 CF8 / ASTM A216 WCB
13	Eye nut	ASTM A194 8 / ASTM A194 2H
14	Eye stud	ASTM A193 B8 / ASTM A193 B7
15	Pin	S.S / C.S
16	Socket head cop screw	ASTM A193 B7
17	Stem guide collar	C.S
18	Thrust bearing	BEARING ALLOY
19	Oil filter	COPPER ALLOY
20	Stem nut	COPPER ALLOY
21	Gland nut	C.S
22	Handwheel	KT330-8
23	Lock nut	C.S

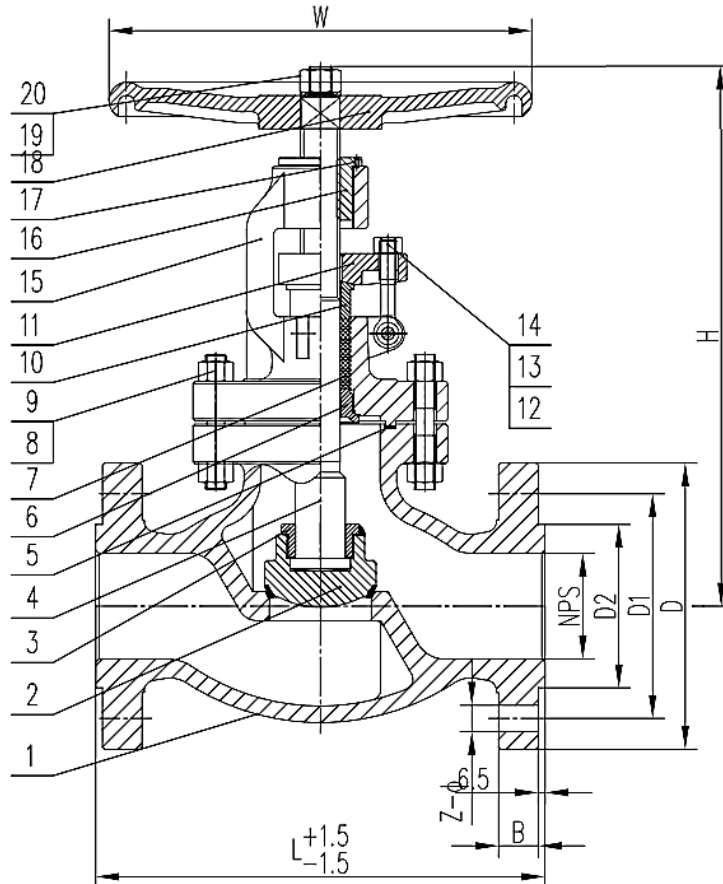
GLOBE VALVE

TYPE GV

2%₀₀- 12%₀₀

CLASS 600

Class 600: 2Í Ě 4Í



Dimensions /mm/

Size	L	D	D1	D2
2"	292	165	127	92
3"	356	210	168,3	127
4% ₀₀	432	275	215,9	157

Size	B	H	W	Z - ϕ
2% ₀₀	25,4	386	250	8- ϕ 19
3% ₀₀	31,8	430	300	8- ϕ 22
4% ₀₀	38,1	520	400	8- ϕ 25,4

Components

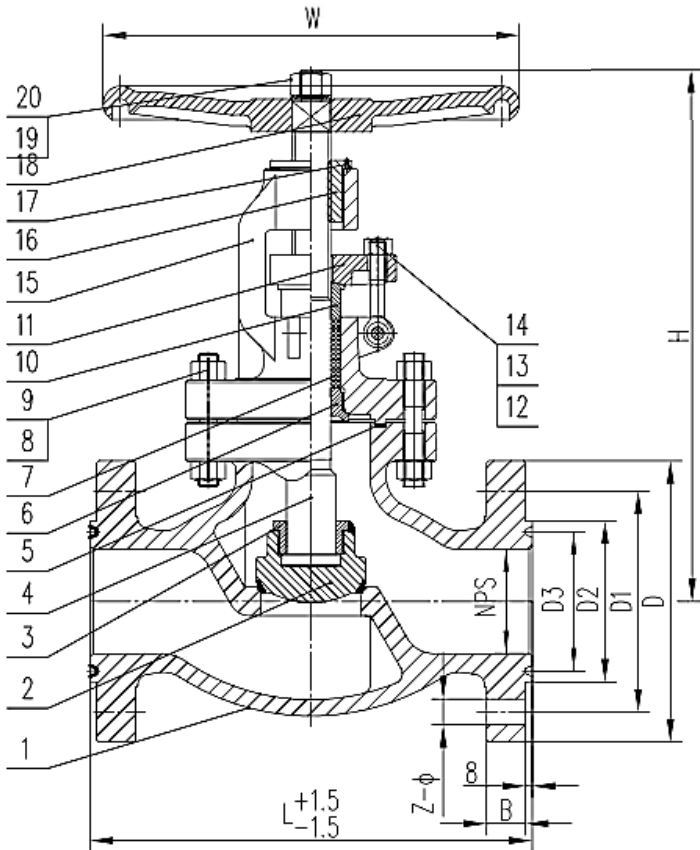
No.	Part	Material
1	Body	ASTM A216 WCB+STL / ASTM A351 CF8+STL
2	Disc	ASTM A105+STL / ASTM A182 F304+STL
3	Disc Cover	C.S / ASTM A182 F304
4	Stem	ASTM A182 F6a / ASTM A182 F304
5	Gasket	SS304+GRAPHITE
6	Back Seat	ASTM A182 F6 / ASTM A351 CF8
7	Packing	GRAPHITE
8	Nut	ASTM A194 2H / ASTM A194 4
9	Stud	ASTM A193 B7 / ASTM A193 B16
10	Gland	ASTM A182 F6 / ASTM A182 F304

No.	Part	Material
11	Gland flange	ASTM A216 WCB / ASTM A351 CF8
12	Eye nut	ASTM A194 2H / ASTM A194 4
13	Eye stud	ASTM A193 B7 / ASTM A193 B16
14	Pin	C.S / S.S
15	Bonnet	ASTM A216 WCB / ASTM A351 CF8
16	Stem nut	COPPER ALLOY
17	Locating crew	ASTM A193 B7
18	Handwheel	KT330-8
19	Plain washer	C.S
20	Nut	ASTM A194 2H

GLOBE VALVE TYPE GV 2%₀₀- 12%₀₀ CLASS 600 with RTJ

Class 600 with RTJ: 2" Ě 4"

Dimensions /mm/



Size	L	D	D1	D2	D3
2"	295	165	127	108	82,55
3"	359	210	168,3	146	123,83
4"	435	275	215,9	175	149,23

Size	B	H	W	Z-φ
2"	25,4	386	250	8- Ø 19
3"	31,8	430	300	8-22
4"	38,1	520	400	8-25,4

Components

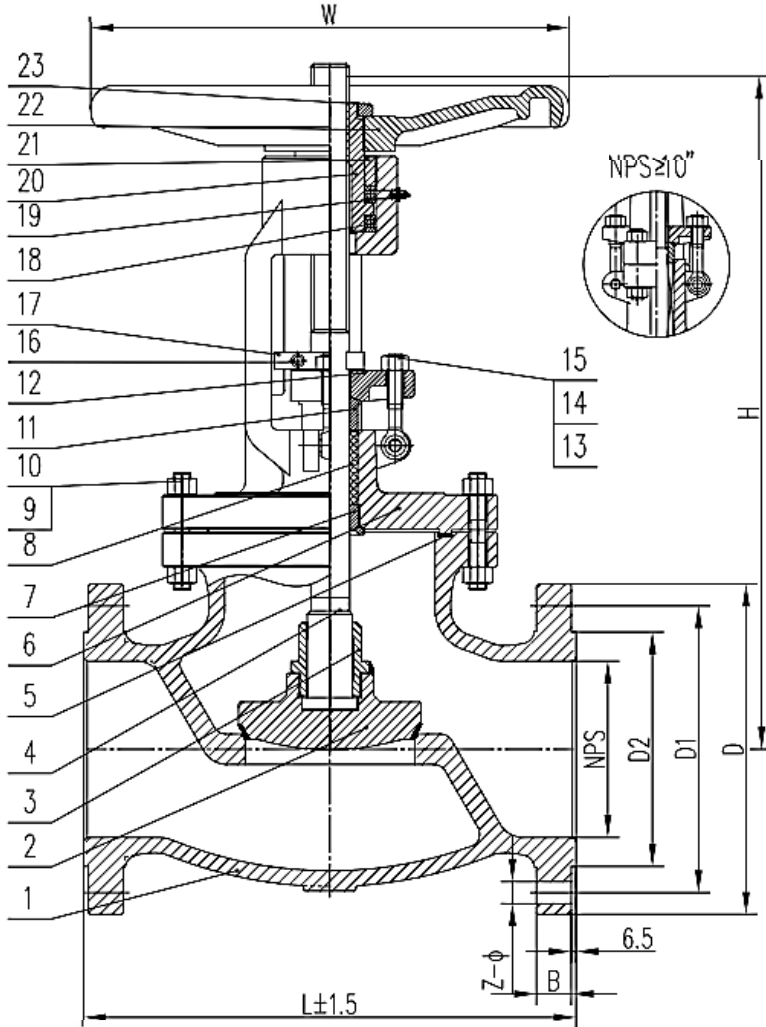
No.	Part	Material
1	Body	ASTM A216 WCB + STL / ASTM A351 CF8 + STL
2	Disc	ASTM A105 / ASTM A182 F304+STL
3	Disc Cover	C.S / ASTM A182 F304
4	Stem	ASTM A105 + STL / ASTM A182 F304
5	Gasket	SS304 + GRAPHITE
6	Back Seat	ASTM A182 F6a / ASTM A351 CF8
7	Packing	GRAPHITE
8	Nut	ASTM A194 2H / ASTM A194 4
9	Stud	ASTM A193 B7 / ASTM A193 B16
10	Gland	ASTM A182 F6 / ASTM A182 F304

No.	Part	Material
11	Gland flange	ASTM A216 WCB / ASTM A351 CF8
12	Eye nut	ASTM A194 2H / ASTM A194 4
13	Eye stud	ASTM A193 B7 / ASTM A193 B16
14	Pin	C.S / S.S
15	Bonnet	ASTM A216 WCB / ASTM A351 CF8
16	Stem nut	COPPER ALLOY
17	Locating crew	ASTM A193 B7
18	Handwheel	KT330-8
19	Plain washer	C.S
20	Nut	ASTM A194 2H

GLOBE VALVE TYPE GV 2%₀₀ - 12%₀₀ CLASS 600

Class 600: 6Í Ě 10Í

Dimensions /mm/



Size	L	D	D1	D2
6"	559	355	292,1	216
8% ₀₀	660	420	349,2	270
10% ₀₀	787	510	431,8	324

Size	B	H	W	Z - φ
6% ₀₀	47,7	550	750	12-Ø28,5
8% ₀₀	55,6	530	1040	12-Ø32
10% ₀₀	63,5	530	1310	16-Ø35

Components

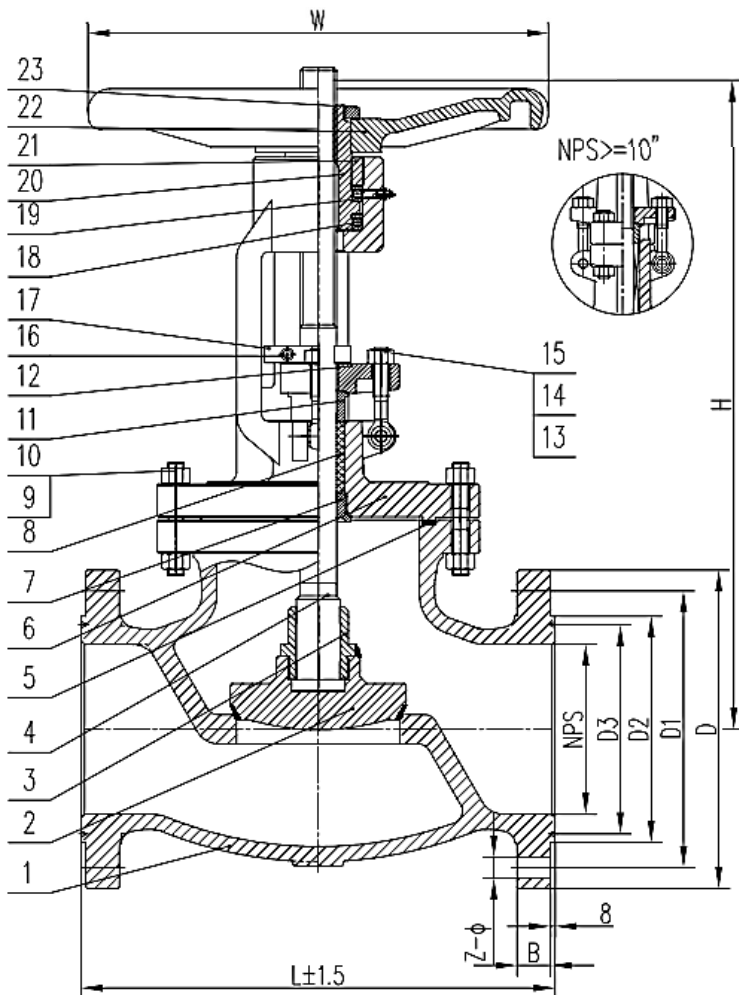
No.	Part	Material
1	Body	ASTM A351 CF8+STL / ASTM A216 WCB + 13Cr
2	Disc	ASTM A182 F304 + STL / ASTM A105 + 13Cr
3	Disc cover	ASTM A182 F304 / C.S.
4	Stem	ASTM A182 F304 / ASTM A182 F6a
5	Gasket	SS304 + GRAPHITE
6	Bonnet	ASTM A351 CF8 / ASTM A216 WCB
7	Back seat	ASTM A351 CF8 / ASTM A182 F6
8	Packing	GRAPHITE
9	Nut	ASTM A194 4 / ASTM A194 2H
10	Stud	ASTM A193 B16 / ASTM A193 B7

No.	Part	Material
11	Gland	ASTM A182 F304 / ASTM A182 F6
12	Gland flange	ASTM A351 CF8 / ASTM A216 WCB
13	Eye nut	ASTM A194 4 / ASTM A194 2H
14	Eye stud	ASTM A193 B16 / ASTM A193 B7
15	Pin	S.S / C.S
16	Socket head cop screw	ASTM A193 B7
17	Stem guide collar	C.S
18	Thrust bearing	BEARING ALLOY
19	Oil filter	COPPER ALLOY
20	Stem nut	COPPER ALLOY
21	Gland nut	C.S
22	Handwheel	KT330-8
23	Lock nut	C.S

GLOBE VALVE TYPE GV 2%₀₀- 12%₀₀ CLASS 600 with RTJ

Class 600 with RTJ: 6" Ě 10"

Dimensions /mm/



Size	L	D	D1	D2	D3
6"	562	355	292,1	241	211
8"	663	420	349,2	302	270
10"	790	510	431,8	356	324

Size	B	H	W	Z-φ
6"	47,7	550	750	12-Ø28,5
8"	55,6	530	1040	12-Ø32
10"	63,5	530	1310	16-Ø35

Components

No.	Part	Material
1	Body	ASTM A351 CF8+STL / ASTM A216 WCB + 13Cr
2	Disc	ASTM A182 F304 + STL / ASTM A105 + 13Cr
3	Disc cover	ASTM A182 F304 / C.S.
4	Stem	ASTM A182 F304 / ASTM A182 F6a
5	Gasket	SS304 + GRAPHITE
6	Bonnet	ASTM A351 CF8 / ASTM A216 WCB
7	Back seat	ASTM A351 CF8 / ASTM A182 F6
8	Packing	GRAPHITE
9	Nut	ASTM A194 4 / ASTM A194 2H
10	Stud	ASTM A193 B16 / ASTM A193 B7

No.	Part	Material
11	Gland	ASTM A182 F304 / ASTM A182 F6
12	Gland flange	ASTM A351 CF8 / ASTM A216 WCB
13	Eye nut	ASTM A194 4 / ASTM A194 2H
14	Eye stud	ASTM A193 B16 / ASTM A193 B7
15	Pin	S.S / C.S
16	Socket head cop screw	ASTM A193 B7
17	Stem guide collar	C.S
18	Thrust bearing	BEARING ALLOY
19	Oil filter	COPPER ALLOY
20	Stem nut	COPPER ALLOY
21	Gland nut	C.S
22	Handwheel	KT330-8
23	Lock nut	C.S